

Diversity in Admissions

IvyClimbing Education Services

www.IvyClimbing.com

Diversity: A Key Word

- “Diversity within the student population is important, and the Admissions Committee selects a class of able and contributing individuals from a variety of backgrounds and with a broad range of interests and skills...”
- “Dartmouth must be a place of opportunity for students of all backgrounds. It is hard to imagine education taking place in an environment that is fully like-minded...”

Yale University

Dartmouth College

Diversity Report

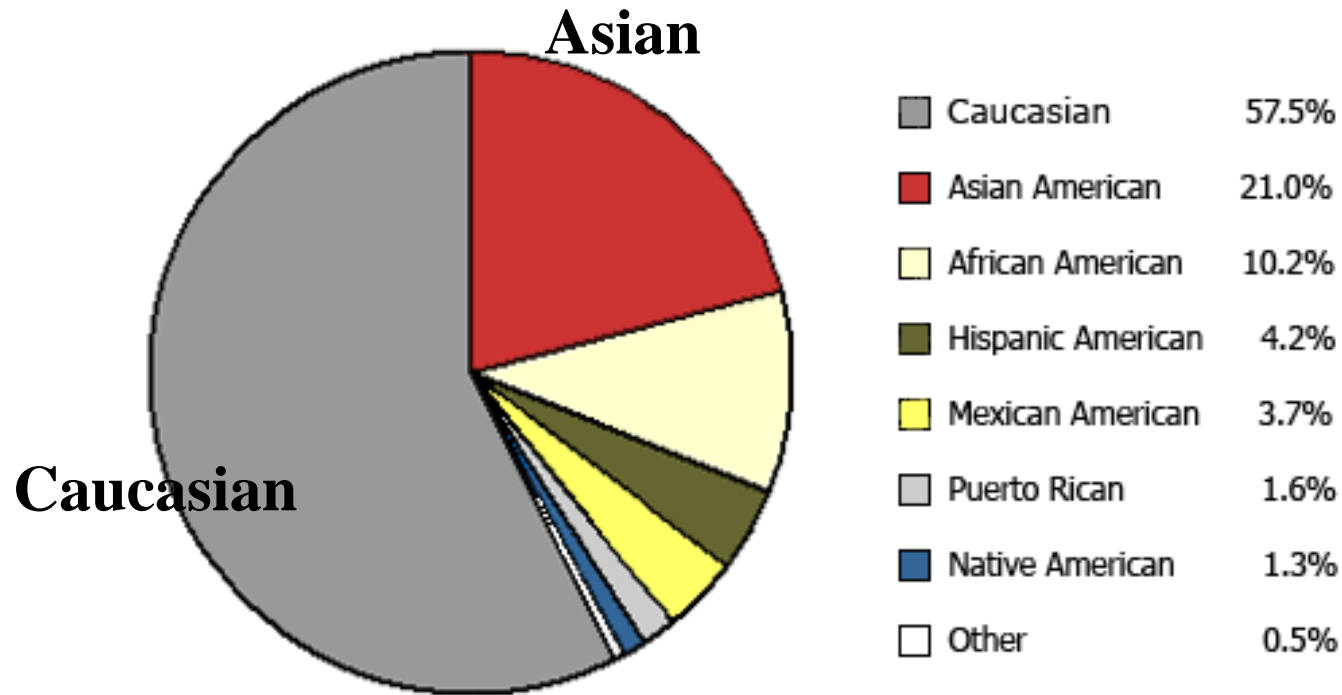
- **Princeton University:**

Statistics for Enrolled Class of 2011

- African American 7.9%
- Asian American 15.4%
- Hispanic 7.9%
- Native American 0.4%
- Multi-Racial 5.5%
- International 11.2%

Ethnic Diversity

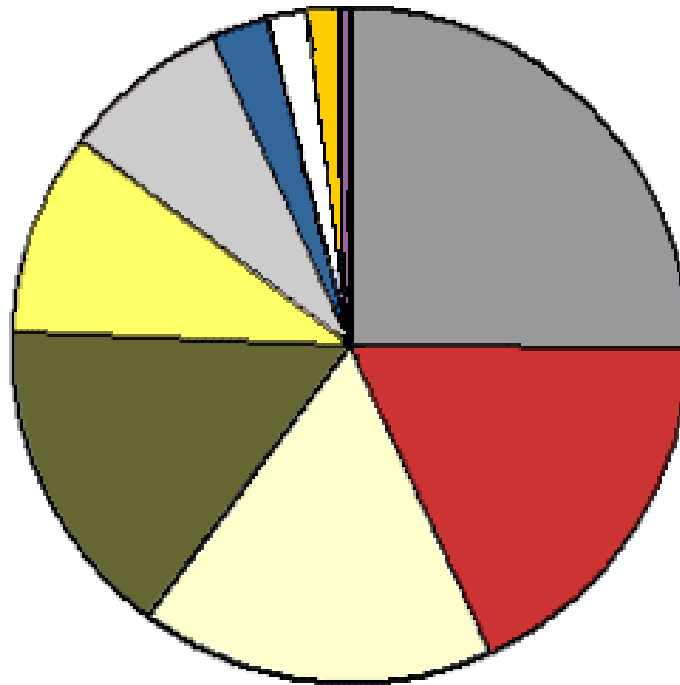
Harvard: Class of 2010



Source: Harvard Admissions

Geographic Diversity

Harvard: Class of 2010




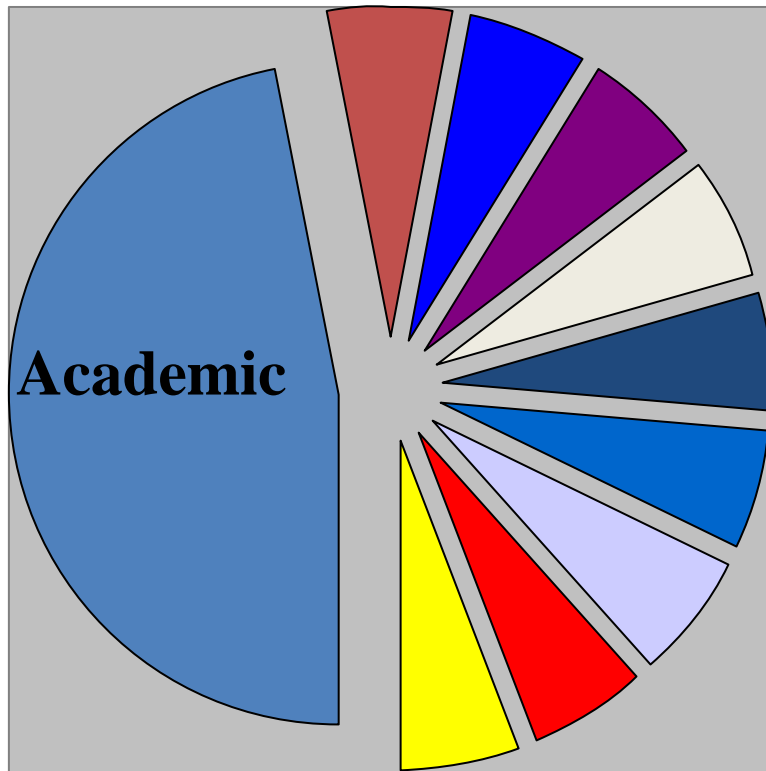
Mid-Atlantic	25.2%
Pacific	17.9%
New England	17.0%
South	15.5%
Mid-West	9.6%
Foreign	8.1%
Mountain	2.9%
Canada	1.6%
Central	1.6%
Territories	0.4%

Geographic Diversity

- **Cornell: Class of 2011**
 - New York 32.4%
 - Mid-Atlantic 21.3%
 - New England 11.4%
 - West 9.8%
 - International 8.3%
 - Midwest 7.4%
 - South/Southeast 5.4%
 - Southwest/Mountain 4.0%

Components in Admissions

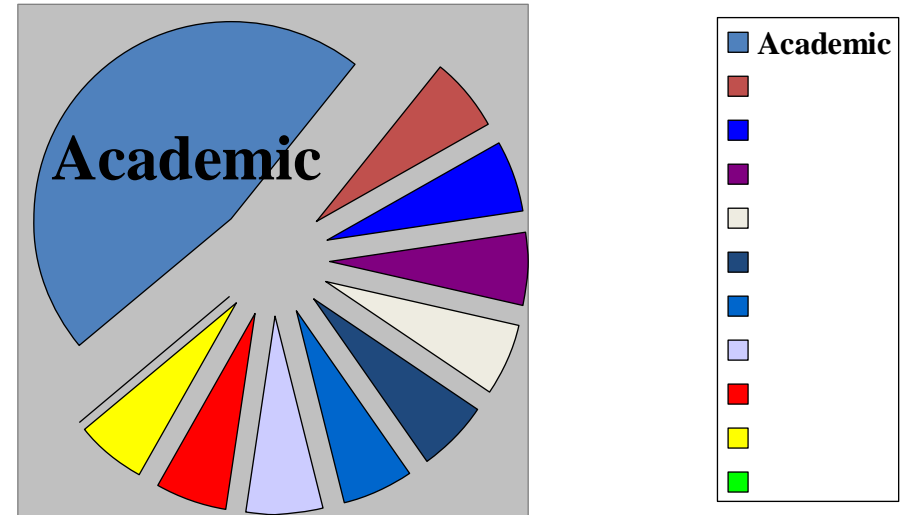
A Typical Freshman Class:



Components in Admissions

- **Academic**

- In the top 5 – 10% of the class.
- Rigorous Courses
- 5–6 solids, 5-7 scores over 700, probably a 3.9 - 4.0 GPA, and at least 20 solids.



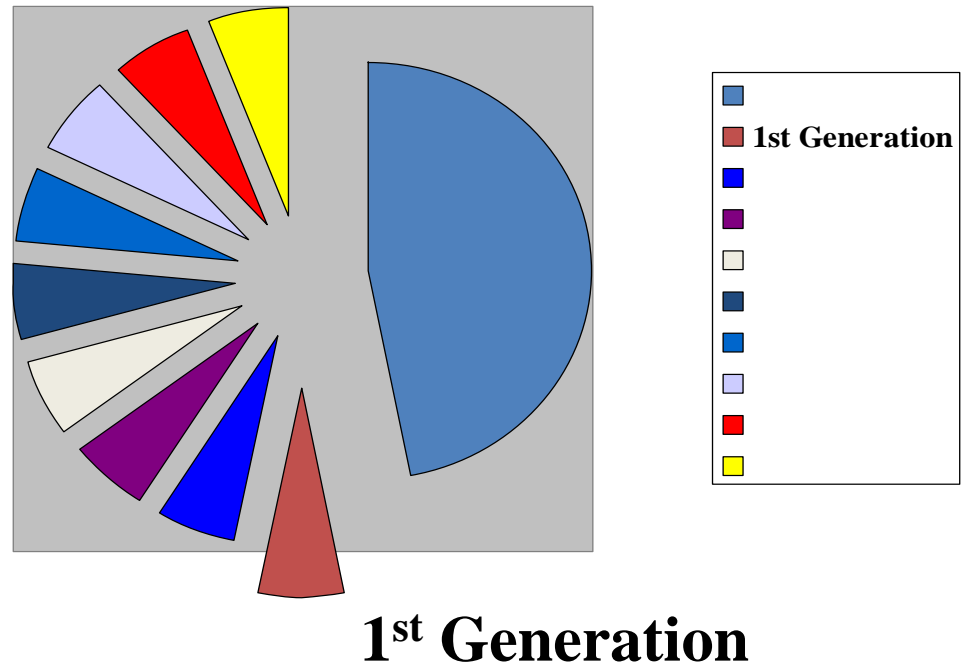
- **Balance of the Class**

- Male vs. female
- Popular major vs. unpopular major
- Basic education vs. pre-professional

Components in Admissions

- **1st Generation**

These are the kids of parents who have never been to colleges. Often, they are the kids of a minority group, kids of immigrants, and kids from families that are struggling to make their ends meet.



Components in Admissions

- Under-Represented

- Ethnic Origins

- U.S. Census Bureau'06:

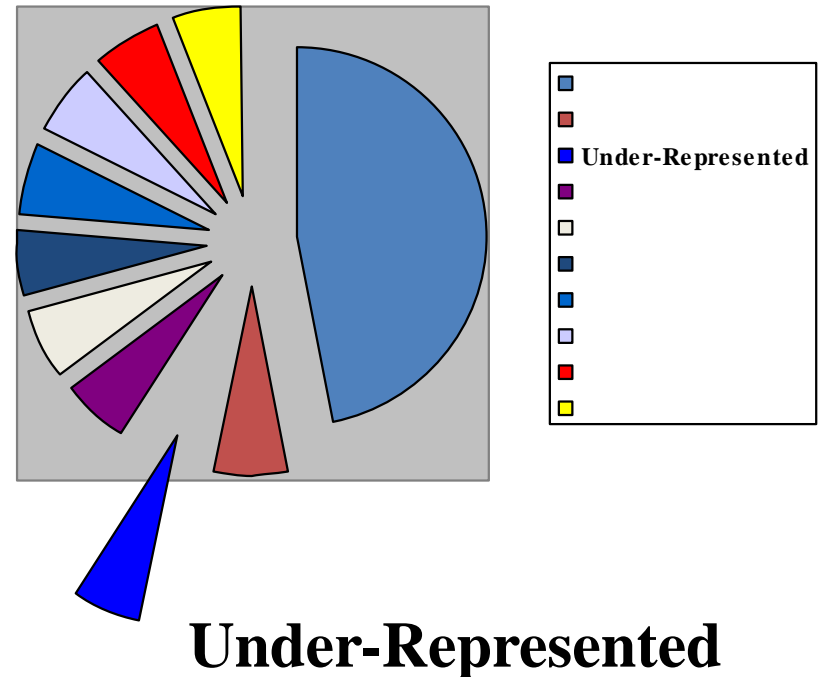
- Hispanic, 14%

- Black, 13.4%

- Asian, 5%

- American India, 1.5%

- Pacific Islander, 0.3%



Components in Admissions

■ U.S. Census

Bureau'06:

- Hispanic, 14%
- Black, 13.4%
- Asian, 5%
- American Indian, 1.5%
- Pacific Islander, 0.3%

• Princeton, Class of 2011

- Hispanic, 7.9%
- Black, 7.9%
- Asian, 15.4%
- American Indian, 0.4%
- Pacific Island, 0%
- Multi-Racial, 5.5%
- International, 11.2%

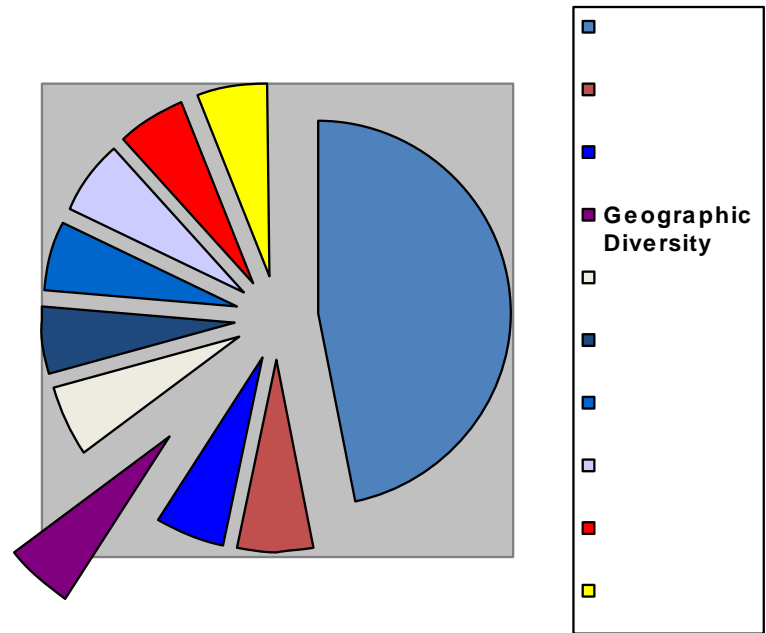
Components in Admissions

- **Geographic Diversity**

The more local the students are from, the less the prestige.

- **Clustering Effect**

When many students from the same high schools apply to the same few colleges, this is called the “clustering effect.” To increase acceptance, you need to **diversify** your list of colleges **geographically**.



Geographic Diversity

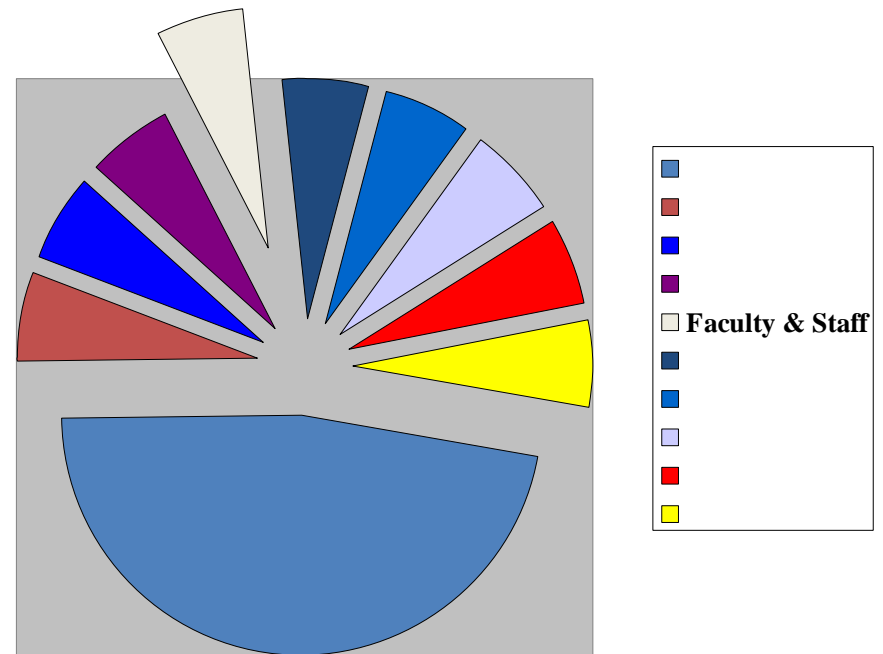
Components in Admissions

- Faculty and Staff

A student who has a parent on the faculty or staff has 2 favorable things:

- Increased chance for admission
- Partial or complete free tuition

Faculty & Staff



Components in Admissions

- Alumni/Legacy

- Why called Legacy?

- It is the belief that longstanding traditions that are a trademark of the colleges are carried forward by succeeding generations of students who have grown up with the stories of these customs and traditions.

- How is Legacy defined?

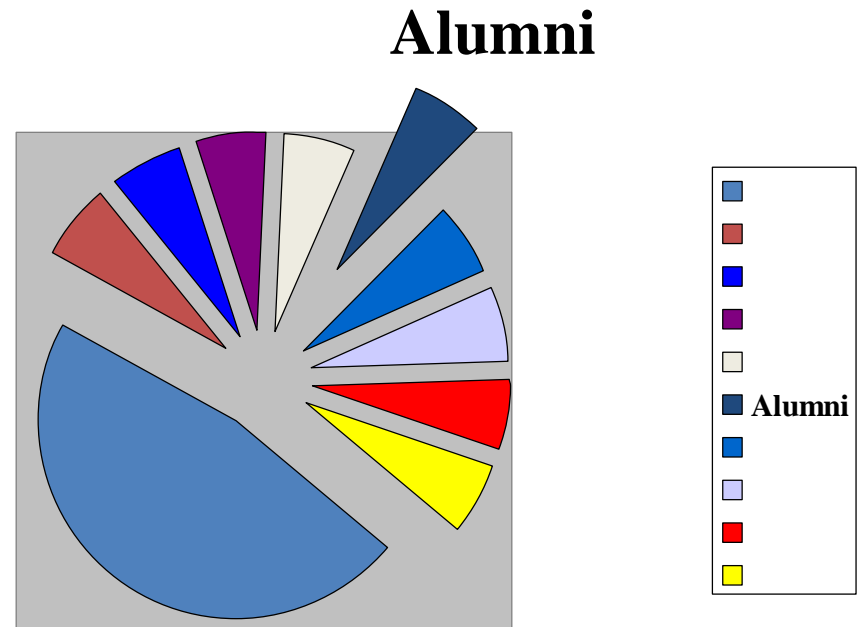
- Only the children whose parents graduated from the college
- Both children and grandchildren of alumni
- Applicants related to, but not children of, alumni
- Applicants who have a sibling enrolled
- Applicants whose parents are graduates of the undergraduate college vs. those who hold graduate or professional degrees from the university

Components in Admissions

- Alumni/Legacy

- Colleges will respect and pay attention to alumni who:

- Raise money for the college
 - Host local events for the college
 - Serve on committees
 - Head local alumni club



Components in Admissions

- Alumni/Legacy

Princeton University:

Statistics for Enrolled Class of 2011

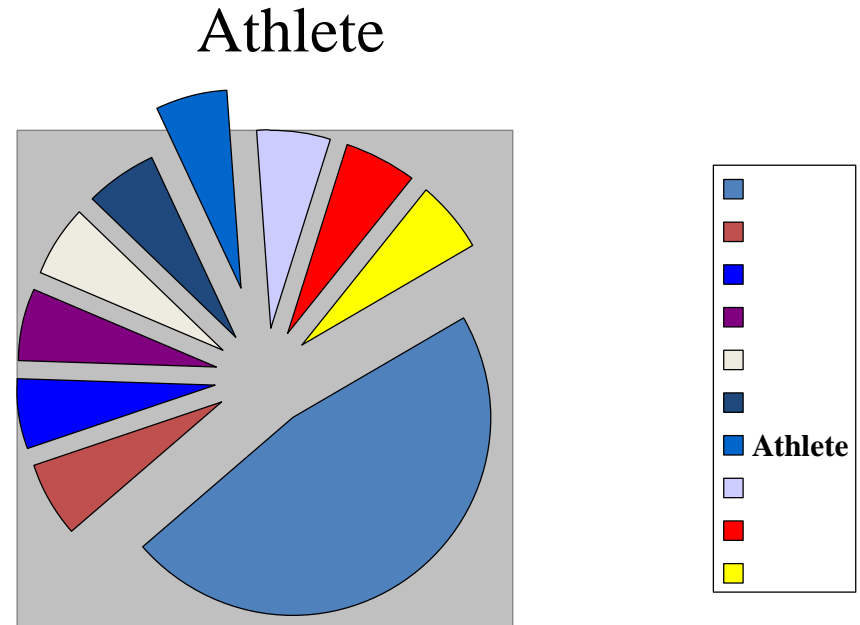
- Of those enrolled students, 96.2% ranked in the top 10%.
- 14.7% of the students in the class are children of Princeton alumni.

Components in Admissions

- Athlete

Why are athletes important?

- Create a school spirit.
- Bring appealing qualities: discipline, perseverance, courage, confidence, and physical charm.
- Attract revenues to campus.

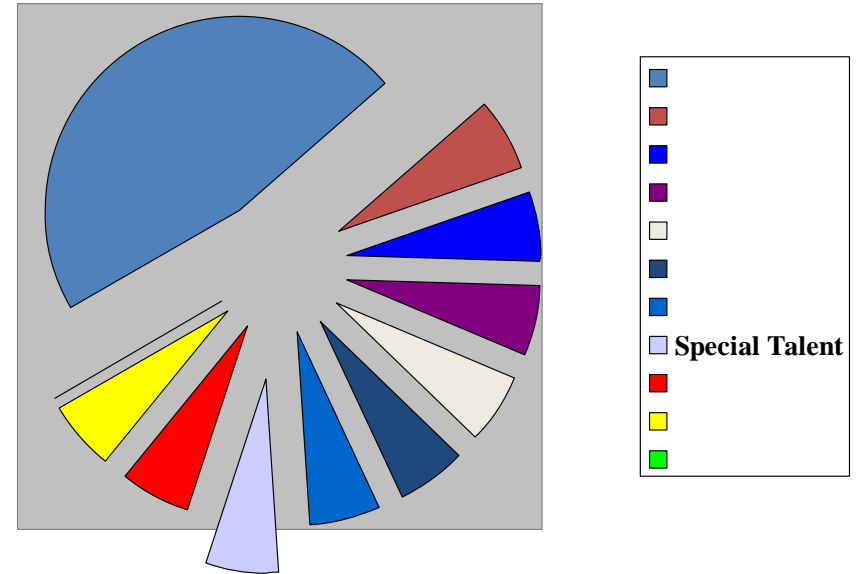


Components in Admissions

- **Special Talent**

Talent is a very broad term; it encompasses all fields of endeavors

- A foreign language
- A sign language
- A computer program
- Creative writing
- Music
- Organizing parties
- Unique experience working with people with disabilities

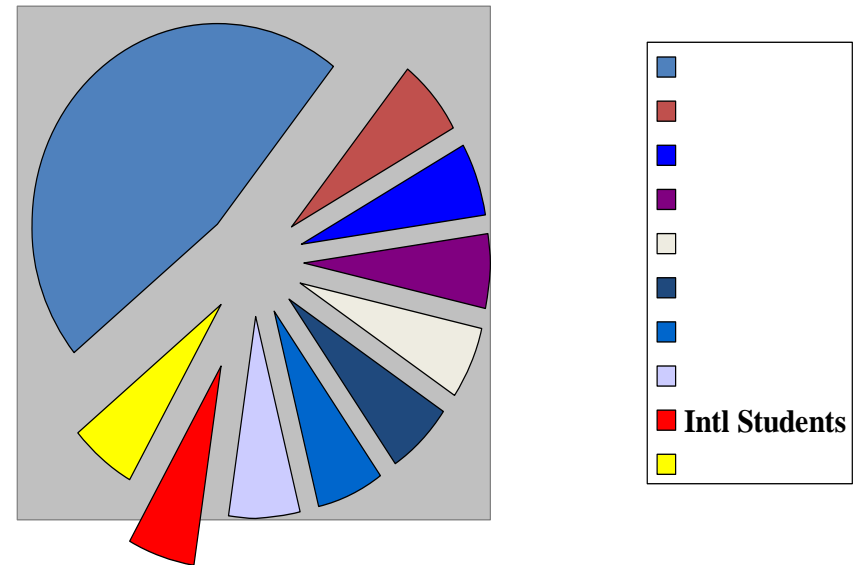


Special Talent

Components in Admissions

- International Students

They are appealing because of their broad perspective on the world and other cultures. They often have learned a new language and traveled more often than the typical U.S. students. They can add to the richness of a campus community.



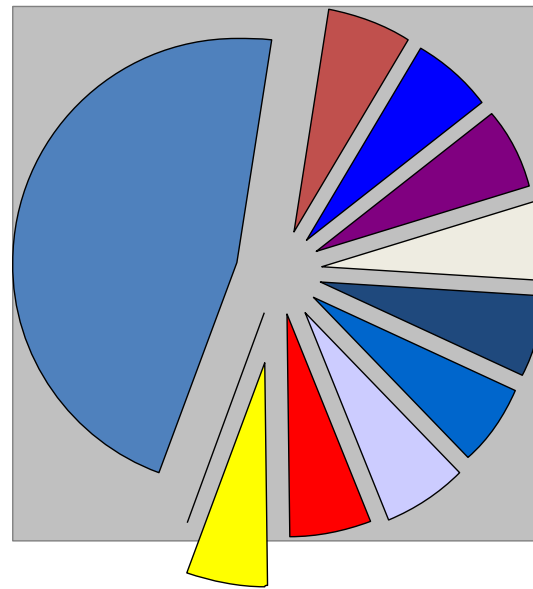
International Students

Components in Admissions

- **Special Interest**

A small pool of applicants who call for special consideration.

- Daughter of a President
- Son of a Celebrity
- Grandkid of a big donor
- More



Special Interest

On Diversity

- One admissions dean says, “We worry about a critical mass of one type of student.”
- Another dean says, “Our students from other parts of the country felt they were not well received by the circles sometimes formed by the students from large urban communities.”

Why is it so important to have minority representation in college?

- A contributor to our society is one who is open to all kinds of ideas and people.
- It promotes understanding, and therefore diminishes bias and prejudice.
- It helps create a harmonious and constructive society.

So, apply to where you have the best chance of getting in

Questions to ask of yourself:

- Where do I have a competitive advantage?
- Where do I fit into the most slices of the pie?
- What are the conditions that narrow the competition and provide me with a better chance of getting in?
- Are there any significant differences among the selective colleges on my list that could help me find my special place in the entering class?

Thank You